



**FITTING INSTRUCTIONS FOR ECS0145 ENGINE CASE SLIDER
TRIUMPH SCRAMBLER 1200 2019-**



Picture A

THIS KIT CONTAINS THE ITEMS PICTURED AND LABELLED OVER PAGE.

SOME PARTS MAY BE SHOWN FOR CLARITY OF INSTRUCTIONS ONLY.

DO NOT PROCEED UNTIL YOU ARE SURE ALL PARTS ARE PRESENT.

PLEASE READ ALL INSTRUCTIONS BEFORE PROCEEDING.

**IF IN ANY DOUBT WHEN FITTING OUR PRODUCTS, CONSULT ONE OF OUR DEALERS
OR HAVE FITTED BY A QUALIFIED TECHNICIAN.**

PLEASE NOTE THAT THE WAY THE KIT IS PACKED DOES NOT NECESSARILY REPRESENT THE WAY OF
MOUNTING TO THE BIKE.

IN THE EVENT OF RUBBER WASHERS BEING USED TO HOLD COMPONENTS ONTO BOLTS,
THESE RUBBER WASHERS CAN BE THROWN AWAY.

DIGITAL COPIES OF THESE INSTRUCTIONS ARE AVAILABLE FROM:

WWW.RG-RACING.COM

R&G Racing

Unit 1, Shelleys Lane, East Worldham, Alton, Hampshire GU34 3AQ.

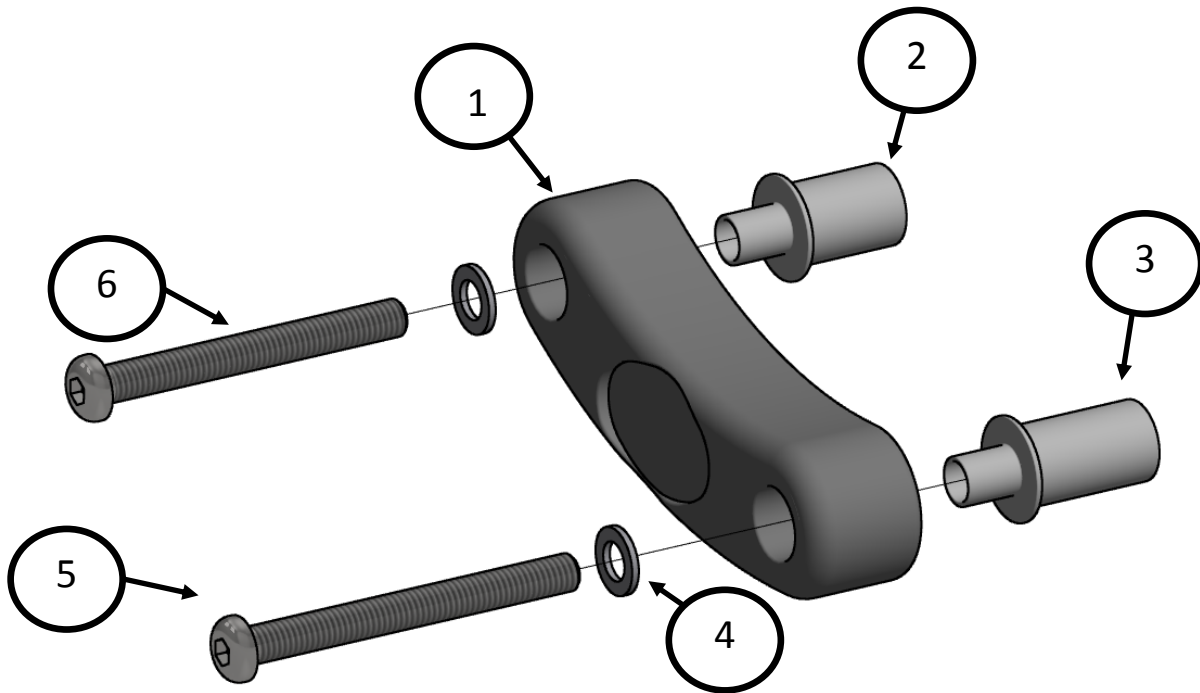
Tel: +44 (0)1420 89007 Fax +44 (0)1420 87301 www.rg-racing.com Email: info@rg-racing.com



<u>TOOLS REQUIRED</u>	<u>GENERAL TORQUE SETTINGS</u>
<ul style="list-style-type: none"> Set of metric Allen keys to include 4mm and 5mm 	<p>M4 BOLT = 8Nm M5 BOLT = 12Nm M6 BOLT = 15Nm M8 BOLT = 20Nm M10 BOLT = 40Nm M12 BOLT = 40Nm</p>

LEGEND

ITEM No.	DESCRIPTION	QTY
ITEM 1	ENGINE CASE SLIDER (ECS0145)	1
ITEM 2	28.5mm COMP SLEEVE (CS473)	1
ITEM 3	33mm COMP SLEEVE (CS533)	1
ITEM 4	M6 WASHER	2
ITEM 5	M6 x 85mm LONG BUTTON HEAD BOLT	1
ITEM 6	M6 x 80mm LONG BUTTON HEAD BOLT	1



R&G Racing

Unit 1, Shelleys Lane, East Worldham, Alton, Hampshire GU34 3AQ.

Tel: +44 (0)1420 89007 Fax +44 (0)1420 87301 www.rg-racing.com Email: info@rg-racing.com



Picture 1

FITTING INSTRUCTIONS

- Remove the two M6 bolts as positioned (arrowed) above.
- Insert new button head bolts with washers through the slider.
- Offer up to bike.
- Tighten evenly to manufactures specified torque.
- Fit bubble sticker as shown above.

Issue 1 (22/11/19) BG

R&G Racing

Unit 1, Shelleys Lane, East Worldham, Alton, Hampshire GU34 3AQ.

Tel: +44 (0)1420 89007 Fax +44 (0)1420 87301 www.rg-racing.com Email: info@rg-racing.com



CONSUMER NOTICE

The catalogue description and any exhibition of samples are only broad indications of the Products and R&G may make design changes which do not diminish their performance or visual appeal and supplying them in such state shall conform to the order. The Buyer acknowledges no representation or warranty (other than as to title) has been given or will apply to the Products other than those in R&G's order or confirmation and the Buyer confirms it has chosen the Products as being of merchantable quality and suitable for its particular purposes. Where R&G fits the Products or undertakes other services it shall exercise reasonable skill and care and rectify any fault free of charge unless the workmanship has been disturbed. The Buyer is responsible for ensuring that the warranty on the motorcycle is not affected by the fitting of the Products. On return of any defective Products R&G shall at its option either supply a replacement or refund the purchase money but shall not be liable if the Products have been modified or used or maintained otherwise than in accordance with R&G's or manufacturer's instructions and good engineering practice or if the defect arises from accident or neglect. Other than identified above and subject to R&G not limiting its liability for causing death and personal injury, it shall not be liable for indirect or consequential loss and otherwise its liability shall be limited to the amounts paid by the Buyer for the Products or the fitting or service concerned. These terms do not affect the Buyer's statutory rights.

R&G RETURNS POLICY (NON-FAULTY GOODS)

Returns must be pre-authorized (if not pre-authorized the return will be rejected). Goods may only be returned direct to us if they were purchased direct from us (customer must prove if necessary). Otherwise to be returned to original vendor. Goods must be in re-sellable condition, in the opinion of R&G. All returns are subject to a 25% restocking and handling fee (25% of the gross value exc. P&P – at the prevailing price at time of purchase). The customer must pay any and all carriage charges. No returns of discontinued products, unless within 14 days of purchase. This policy does not affect your statutory rights and does not refer to faulty goods.

R&G Racing

Unit 1, Shelleys Lane, East Worldham, Alton, Hampshire GU34 3AQ.

Tel: +44 (0)1420 89007 Fax +44 (0)1420 87301 www.rg-racing.com Email: info@rg-racing.com



**NOTICE DE MONTAGE POUR ECS0145 PROTECTION CARTER MOTEUR
TRIUMPH SCRAMBLER 1200 2019-**



Photo A

LE KIT CONTIENT LES ARTICLES EN PHOTO ET ETIQUETTES SUR LA PAGE

LES PARTIES PRÉSENTÉES PEUVENT ÊTRE UNIQUEMENT REPRESENTATIVES POUR LA CLARTE DES INSTRUCTIONS
NE PAS PROCÉDER AU MONTAGE AVANT DE VOUS ÊTRE ASSURÉ QUE TOUTES LES PIÈCES SOIENT PRÉSENTES.

SVP, LIRE L'ENSEMBLE DE LA NOTICE AVANT DE PROCÉDER AU MONTAGE.

**EN CAS DE DOUTE LORS DU MONTAGE, CONSULTEZ UN DE NOS REVENDEURS, OU
FAITES EFFECTUER LE MONTAGE PAR UN TECHNICIEN QUALIFIÉ .**

LA FAÇON DONT LE KIT EST EMBALLÉ NE CORRESPOND PAS FORCÉMENT À LA FAÇON DE MONTER LES
PIÈCES SUR LA MOTO .

NOTEZ QUE SI LES KITS SONT EMBALLÉS AVEC DES RONDELLES EN CAOUTCHOUC SERVANT À TENIR
LES COMPOSANTS, CES RONDELLES DOIVENT ÊTRE JETÉES.

NOTICE DISPONIBLE AU TÉLÉCHARGEMENT SUR : WWW.RG-RACING.COM

R&G Racing

Unit 1, Shelleys Lane, East Worldham, Alton, Hampshire GU34 3AQ.

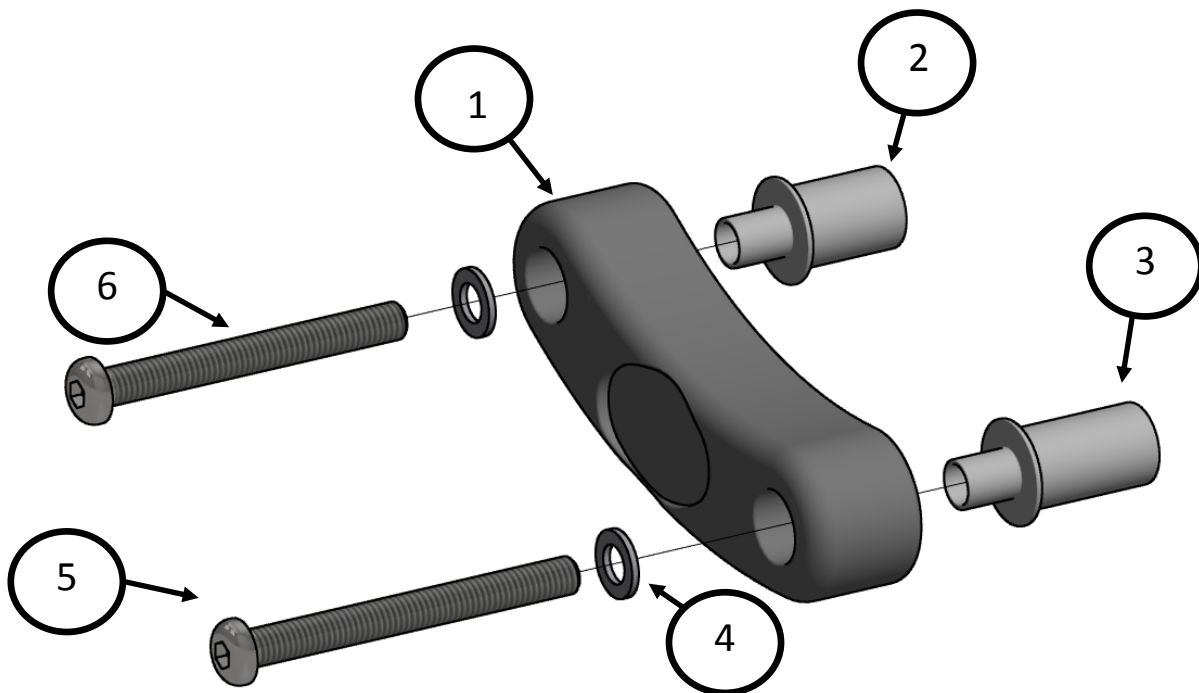
Tel: +44 (0)1420 89007 Fax +44 (0)1420 87301 www.rg-racing.com Email: info@rg-racing.com



<u>OUTILS REQUIS</u>	<u>VALEURS DE SERRAGE:</u>
<ul style="list-style-type: none"> Clé Allen 4mm et 5mm 	M4 BOULON = 8Nm M5 BOULON = 12Nm M6 BOULON = 15Nm M8 BOULON = 20Nm M10 BOULON = 40Nm M12 BOULON = 40Nm

LEGENDE

ARTICLE No.	DESCRIPTION	QTE
ARTICLE 1	PROTECTION CARTER MOTEUR (ECS0145)	1
ARTICLE 2	28.5mm MANCHON DE COMPRESSION (CS473)	1
ARTICLE 3	33mm MANCHON DE COMPRESSION (CS533)	1
ARTICLE 4	M6 RONDELLE	2
ARTICLE 5	M6 x 85mm BOULON	1
ARTICLE 6	M6 x 80mm BOULON	1



R&G Racing

Unit 1, Shelleys Lane, East Worldham, Alton, Hampshire GU34 3AQ.

Tel: +44 (0)1420 89007 Fax +44 (0)1420 87301 www.rg-racing.com Email: info@rg-racing.com



Photo 1

NOTICE DE MONTAGE

- Retirez les deux boulons M6 comme indiqué (flèche) ci-dessus.
- Insérez de nouveaux boulons à tête ronde avec rondelles dans la protection.
- Montez la sur la moto.
- Serrez uniformément au couple de serrage spécifié.
- Installez le sticker en caoutchouc comme indiqué ci-dessus.

Issue 1 (22/11/19) BG

R&G Racing

Unit 1, Shelleys Lane, East Worldham, Alton, Hampshire GU34 3AQ.

Tel: +44 (0)1420 89007 Fax +44 (0)1420 87301 www.rg-racing.com Email: info@rg-racing.com



MONTAGEANLEITUNG FÜR ECS0145 MOTORGEHÄUSE-PROTEKTOR TRIUMPH SCRAMBLER 1200 2019-



Abbildung A

ALLE KIT-TEILE SIND UNTEN ABGEBILDET UND GEKENNZEICHNET.

DIE ABGEBILDETEN TEILE DIENEN LEDIGLICH ZUR ERKLÄRUNG.

ÜBERPRÜFEN SIE ZUERST, DASS ALLE TEILE VORHANDEN SIND.

LESEN SIE DIE **MONTAGEANLEITUNG KOMPLETT DURCH**, BEVOR SIE ANFANGEN.

**WENN SIE BEI DER MONTAGE DIESES PRODUKTES UNSICHER SIND , BITTE EINEN
UNSERER HÄNDLER KONTAKTIEREN ODER DAS KIT VON EINEM QUALIFIZIERTEN
ZWEIRAD-MECHANIKER MONTIEREN LASSEN.**

▬

DIE VERPACKUNG DER TEILE STELLT NICHT DIE REIHENFOLGE DER MONTAGE DAR.

HINWEIS FÜR KITS MIT PLASTIKUNTERLEGSscheiben AN DEN SCHRAUBEN –
DIESE PLASTIK-UNTERLEGSscheiben WERDEN NICHT FÜR DEN EINBAU BENÖTIGT!

**EINE DIGITALE VERSION DIESER MONTAGEANLEITUNG KANN AUF
FOLGENDER SEITE HERUNTERGELADEN WERDEN: WWW.RG-RACING.COM**

R&G Racing

Unit 1, Shelleys Lane, East Worldham, Alton, Hampshire GU34 3AQ.

Tel: +44 (0)1420 89007 Fax +44 (0)1420 87301 www.rg-racing.com Email: info@rg-racing.com

**SIE BENÖTIGEN FOLGENDES WERKZEUG:**

- Satz Inbusschlüssel inkl. 4mm und 5mm Größe

ALLGEM. ANZUGSDREHMOMENT

M4 SCHRAUBE = 8Nm

M5 SCHRAUBE = 12Nm

M6 SCHRAUBE = 15Nm

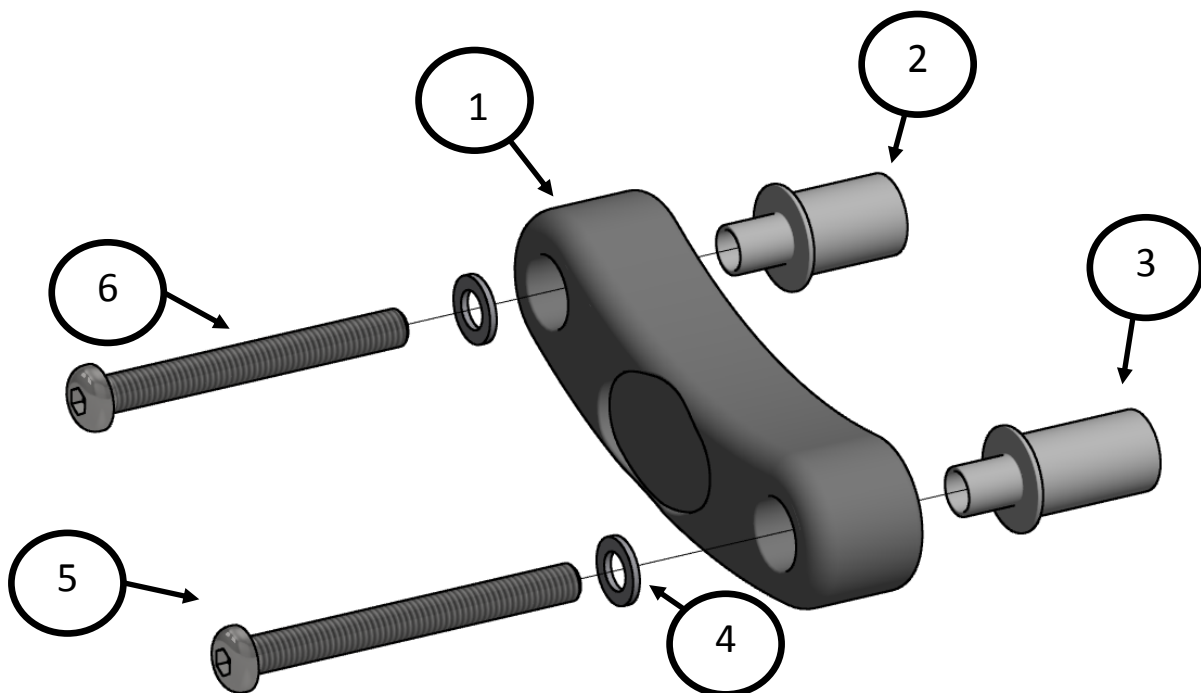
M8 SCHRAUBE = 20Nm

M10 SCHRAUBE = 40Nm

M12 SCHRAUBE = 40Nm

LIEFERUMFANG

ARTIKEL	BESCHREIBUNG	MENGE
ARTIKEL 1	MOTORGEHÄUSE-PROTEKTOR (ECS0145)	1
ARTIKEL 2	28,5mm DISTANZHÜLSE (CS473)	1
ARTIKEL 3	33mm DISTANZHÜLSE (CS533)	1
ARTIKEL 4	M6 UNTERLEGSCHIEBE	2
ARTIKEL 5	M6 x 85mm INBUSSCHRAUBE	1
ARTIKEL 6	M6 x 80mm INBUSSCHRAUBE	1



R&G Racing

Unit 1, Shelleys Lane, East Worldham, Alton, Hampshire GU34 3AQ.

Tel: +44 (0)1420 89007 Fax +44 (0)1420 87301 www.rg-racing.com Email: info@rg-racing.com



Abbildung 1

MONTAGEANLEITUNG

- Entfernen Sie die zwei M6 Schrauben, die oben mit Pfeilen gekennzeichnet sind.
- Die neuen Inbusschrauben mit Unterlegscheiben in den Motorgehäuse-Protector einsetzen.
- Den Protector ans Motorrad ansetzen.
- Die Schrauben mit dem empfohlenen Anzugsdrehmoment des Herstellers gleichmäßig befestigen.
- Montieren Sie die Bubble-Aufkleber wie oben abgebildet.

Ausgabe 1 (22/11/19) BG

R&G Racing

Unit 1, Shelleys Lane, East Worldham, Alton, Hampshire GU34 3AQ.

Tel: +44 (0)1420 89007 Fax +44 (0)1420 87301 www.rg-racing.com Email: info@rg-racing.com